

ALS 40

Aluminium “display window” door with real glass

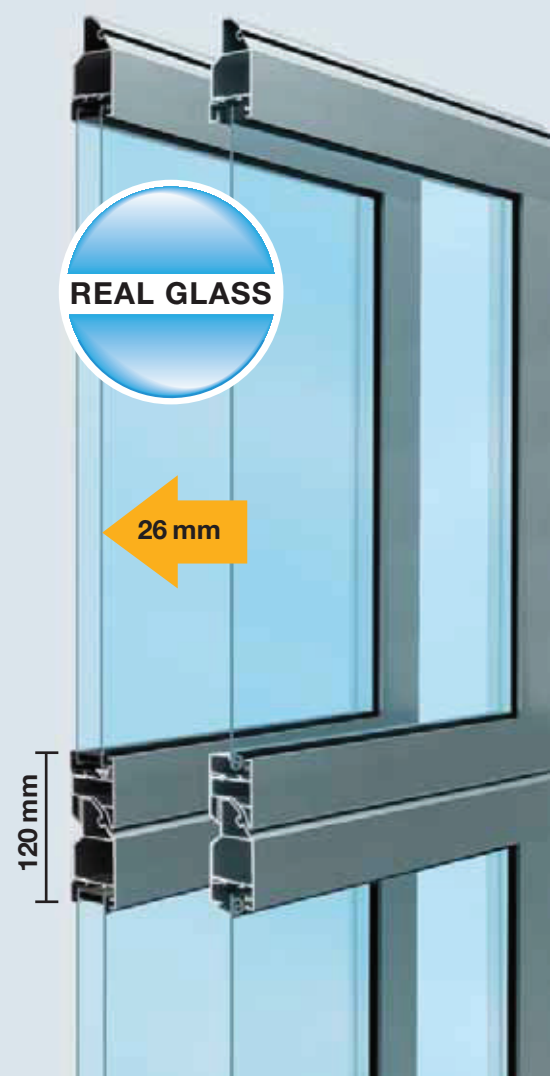


Large areas of glazing invite you to take a closer look

Seeing from the outside what's on offer on the inside, coupled with the attraction of a light and airy showroom. These are the benefits of the Hörmann “display window” door with its slim-line aluminium profiles and the generously apportioned glazing. For example, for use in car showrooms, yacht and boatyards and at camper van and caravan dealers.


Equal-height infills in genuine tempered safety glass

A good display window door should have the same effect as a showroom window. Hörmann achieves this impression by employing large areas of glazing with panes of exactly the same height. For this we use 6-mm laminated glass because a “showroom window” in an exposed location must be easy to clean and always look spick and span. On request, the door is available with double panes in 26-mm-thick safety glass.

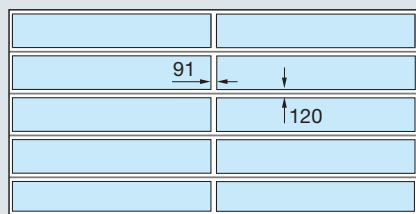




Door versions



Up to 3330 mm width



Over 3330 mm wide with vertical rail (91 mm)

ALS 40

Size range

Width up to 5500 mm

Height up to 4000 mm

Resistance to wind load ¹⁾

Class 3



Water tightness ²⁾

Class 3 (70 Pa)



Air permeability ³⁾

Class 2



Acoustic insulation ⁴⁾

R = 30 dB



Thermal insulation ^{5) 6)}

– Standard single pane (laminated safety glass) $U = 6.2 \text{ W/m}^2\text{K}$

– Optional climatic double pane (single-pane safety glass)

$U = 2.6 \text{ W/m}^2\text{K}$



¹⁾ EN 12424; ²⁾ EN 12425; ³⁾ EN 12426; ⁴⁾ EN 717-1;

⁵⁾ EN 13241-1, appendix B EN 12428;

⁶⁾ With a door surface of $5000 \times 5000 \text{ mm}$

Safety features in acc. with EN 13241-1 are listed on page 43.

Please refer to the technical manual for further information.